


Intellect VOLT Universal Battery Airsoft Balance Charger

LIPO Battery Charging Quick Guide


Please read the instruction manual comes with the product fully before use the charger. This guide is provided for graphical illustration only. If it may differ from the manual, please follow the instructions in the manual.

1) Setup LIPO Balance Charging connector




2) Setup Battery Power Cable Connector

Most of the electric airsoft guns use batteries with mini Tamiya connectors. This requires you to connect the follow two battery charging cables together.



3) Connect both charging cables to the charger:



4) Connect Battery to the charger:

Some battery has three pin balance connector, and some other may have four pin connector. Pick the correct socket on the white balance board to connect the battery. See image below for illustration:



5) Setup the Battery type:


LIPO batteries must be charged with LiPo mode on the charger. The charger will be in the previous mode by default once it is connected to power. Long Click and hold the “TYPE” button to cycle through the modes until you see LiPo. Please check the instruction manual for details.

6) Setup the LIPO charging current:

Short click on the “TYPE” button to move on to the current selection. Use “INC” button and “DEC” button to set the number for current. For Lipo battery with balance charging, the manual suggests set this number to 4.50.

7) Place Battery in the LIPO safe sack:

LIPO batteries are made with very energy active material. As a safety precaution, it should be charged in a dry, cool, fire-safe area and being placed in a LIPO safe sack completely for the whole time during the during period and storage time.



8) Charging

Click on the “START” button to start charging. LIPO battery charging should NOT be left unattended. It should be operated under adult supervision. The charger will play a beep and display “FULL” once charging is completed. Please disconnect the battery connectors from the charger after it is done. The battery may be using after that. It is recommended to always store the LIPO batteries in the a LIPO safe sack when they are not being used. It is recommended not to store depleted LIPO batteries for long time. LIPO batteries maybe stored with half charged power if not going to be used for days.

This guide is provided for illustration of setting up and starting battery for charging only. Please always read the instruction manual before operate the charger and LIPO battery unit.

For additional questions, please feel free to consult your Airsoftmegastore.com support staffs via email at:

support@airsoftmegastore.com